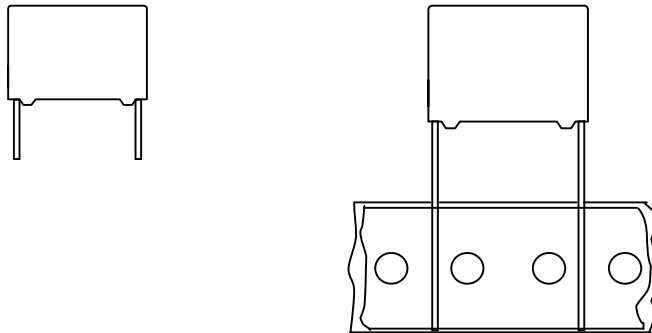


**Metallized Polypropylene film capacitor  
for Electrical Apparatus**

**PCMP 371  
( Motor Run Capacitors )**

MKP RADIAL POTTED CAPACITORS

Pitch 22.5/27.5 mm



**QUICK REFERENCE DATA**

Capacitance range	0.1 to 6.0 $\mu$ F
Capacitance tolerance	$\pm$ 5%, $\pm$ 10%
Rated voltage (AC)	250 V, 300 V, 350 V, 400 V, 450 V, 600 V
Rated Frequency	50/60 Hz
Climatic category	25/070/21
Temperature range	-25 ~ +70
Reference specification	KSC 4805
Potting & Encapsulation material	Qualified in accordance with UL94V-0

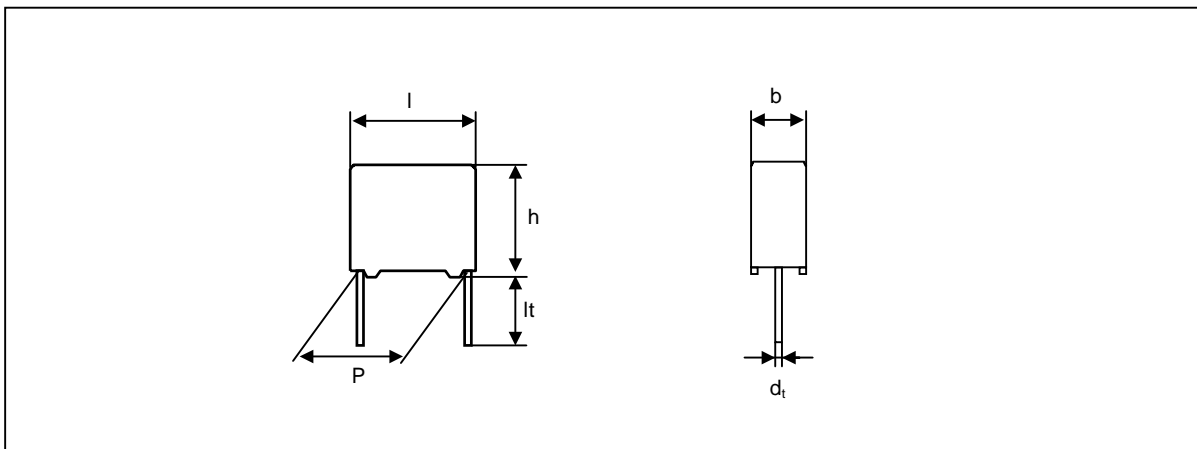
<p><b>FEATURES</b></p> <ul style="list-style-type: none"> <li>. 22.5 mm to 27.5 mm lead pitch</li> <li>. Lead wire terminals</li> <li>. Low loss dielectric</li> <li>. Consist of a low low-Inductive wound cell of Metallized polypropylene film</li> </ul>	<p><b>APPLICATIONS</b></p> <ul style="list-style-type: none"> <li>. For miniature Electric apparatus such as a Electric fans, Motors, Magnetic ballast etc...</li> <li>. For Motor running</li> </ul>
--	---

- Please refer to caution and warning at <http://www.pilkor.co.kr/download/Introductions.pdf> before using these products.

# Metallized Polypropylene film capacitor for Electrical Apparatus

# PCMP 371 ( Motor Run Capacitors )

## Ordering Information



**PCMP 371**  
Type series

**X X XXX**  
Capacitance

Code	Voltage
1	250V
2	300V
3	350V
4	400V
B	450V
6	600V

Available versions				Product (I <sub>max</sub> )	
Code	Packing method	C-tol.	Lead length & Height	26.0	31.0
				Pitch (P)	
2	Loose in box	± 5%	lt = 5.0 ± 1.0mm	22.5	27.5
5	Loose in box	± 10%	lt = 5.0 ± 1.0mm	22.5	27.5
4	Loose in box	± 5%	lt = 25.0 ± 1.0mm	22.5	27.5
3	Loose in box	± 10%	lt = 25.0 ± 1.0mm	22.5	27.5

SMALLEST PACKING QUANTITIES ( SPQ )	Loose in box	
	lt = 5.0 ± 1.0 mm	lt = 25.0 ± 2.0 mm
DIMENSIONS	SPQ	SPQ
7.0 x 16.5 x 26.0	1000	1000
8.5 x 18.0 x 26.0	500	500
10.0 x 19.5 x 26.0	500	500
12.0 x 21.0 x 26.0	500	500
11.0 x 21.0 x 31.0	500	250
13.0 x 23.0 x 31.0	250	250
15.0 x 25.0 x 31.0	250	250
18.0 x 28.0 x 31.0	200	200
21.0 x 31.0 x 31.0	150	150

**Metallized Polypropylene film capacitor  
for Electrical Apparatus**
**PCMP 371  
( Motor Run Capacitors )**
 $V_{Rac} = 250 V \sim$ 

Cap. ( $\mu F$ )	b x h x l (mm)	Mass (g)	CATALOGUE NUMBER				
			PCMP 371 .....				
			loose in box				
			lt = 5.0 $\pm$ 1.0 mm		lt = 25.0 $\pm$ 2.0 mm		
C - tol. $\pm$ 5 %		C - tol. $\pm$ 10 %		C - tol. $\pm$ 5 %		C - tol. $\pm$ 10 %	
Pitch = 22.5 $\pm$ 0.4 mm							
1.0	10.0 x 19.5 x 26.0		12105	15105	14105	13105	
1.5	12.0 x 21.0 x 26.0		12155	15155	14155	13155	
Pitch = 27.5 $\pm$ 0.4 mm							
2.0	13.0 x 23.0 x 31.0		12205	15205	14205	13205	
2.5	15.0 x 25.0 x 31.0		12255	15255	14255	13255	
3.0			12305	15305	14305	13305	
3.5	18.0 x 28.0 x 31.0		12355	15355	14355	13355	
4.0			12405	15405	14405	13405	
5.0	21.0 x 31.0 x 31.0		12505	15505	14505	13505	
6.0			12605	15605	14605	13605	

**SPECIFIC REFERENCE DATA FOR THE 250 V<sub>ac</sub> VERSION**

Tangent of loss angle	at 60 Hz	at 1 kHz
1.0 $\mu F$ C 6.0 $\mu F$	$10 \times 10^{-4}$	$10 \times 10^{-4}$
Insulation Resistance		
R between leads, for C $1 \mu F$		30 000 M $\Omega$
RC between leads, for C $> 1 \mu F$		10 000 s
R between lead and case		2 000 M $\Omega$

**Metallized Polypropylene film capacitor  
for Electrical Apparatus**
**PCMP 371  
( Motor Run Capacitors )**
 $V_{Rac} = 300 V \sim$ 

Cap. ( $\mu F$ )	b x h x l (mm)	Mass (g)	CATALOGUE NUMBER				
			PCMP 371 .....				
			loose in box				
			lt = 5.0 $\pm$ 1.0 mm		lt = 25.0 $\pm$ 2.0 mm		
C - tol. $\pm$ 5 %		C - tol. $\pm$ 10 %		C - tol. $\pm$ 5 %		C - tol. $\pm$ 10 %	
Pitch = 22.5 $\pm$ 0.4 mm							
0.5	8.5 x 18.0 x 26.0		22504	25504	24504	23504	
0.8	10.0 x 19.5 x 26.0		22804	25804	24804	23804	
1.0	12.0 x 21.0 x 26.0		22105	25105	24105	23105	
Pitch = 27.5 $\pm$ 0.4 mm							
1.5	13.0 x 23.0 x 31.0		22155	25155	24155	23155	
2.0	15.0 x 25.0 x 31.0		22205	25205	24205	23205	
2.5	18.0 x 28.0 x 31.0		22255	25255	24255	23255	
3.0			22305	25305	24305	23305	
3.5	21.0 x 31.0 x 31.0		22355	25355	24355	23355	
4.0			22405	25405	24405	23405	

**SPECIFIC REFERENCE DATA FOR THE 300 V<sub>ac</sub> VERSION**

Tangent of loss angle	at 60 Hz	at 1 kHz
0.5 $\mu F$ C 4.0 $\mu F$	10 x 10 <sup>-4</sup>	10 x 10 <sup>-4</sup>
Insulation Resistance		
R between leads, for C 1 $\mu F$		30 000 M $\Omega$
RC between leads, for C > 1 $\mu F$		10 000 s
R between lead and case		2 000 M $\Omega$

**Metallized Polypropylene film capacitor  
for Electrical Apparatus**
**PCMP 371  
( Motor Run Capacitors )**
 $V_{Rac} = 350 V \sim$ 

Cap. ( $\mu F$ )	b x h x l (mm)	Mass (g)	CATALOGUE NUMBER				
			PCMP 371 .....				
			loose in box				
			lt = 5.0 $\pm$ 1.0 mm		lt = 25.0 $\pm$ 2.0 mm		
C - tol. $\pm$ 5 %		C - tol. $\pm$ 10 %		C - tol. $\pm$ 5 %		C - tol. $\pm$ 10 %	
Pitch = 22.5 $\pm$ 0.4 mm							
0.5	10.0 x 19.5 x 26.0		32504	35504	34504	33504	
0.8	12.0 x 21.0 x 26.0		32804	35804	34804	33804	
Pitch = 27.5 $\pm$ 0.4 mm							
1.0	13.0 x 23.0 x 31.0		32105	35105	34105	33105	
1.5	15.0 x 25.0 x 31.0		32155	35155	34155	33155	
2.0	18.0 x 28.0 x 31.0		32205	35205	34205	33205	
2.5	21.0 x 31.0 x 31.0		32255	35255	34255	33255	
3.0			32305	35305	34305	33305	

**SPECIFIC REFERENCE DATA FOR THE 350 V<sub>ac</sub> VERSION**

Tangent of loss angle	at 60 Hz	at 1 kHz
0.5 $\mu F$ C 3.0 $\mu F$	$10 \times 10^{-4}$	$10 \times 10^{-4}$
Insulation Resistance		
R between leads, for C $1 \mu F$		30 000 M $\Omega$
RC between leads, for C $> 1 \mu F$		10 000 s
R between lead and case		2 000 M $\Omega$

**Metallized Polypropylene film capacitor  
for Electrical Apparatus**
**PCMP 371  
( Motor Run Capacitors )**
 $V_{Rac} = 400 V\sim$ 

Cap. ( $\mu F$ )	b x h x l (mm)	Mass (g)	CATALOGUE NUMBER				
			PCMP 371 .....				
			loose in box				
			lt = 5.0 $\pm$ 1.0 mm		lt = 25.0 $\pm$ 2.0 mm		
C - tol. $\pm$ 5 %		C - tol. $\pm$ 10 %		C - tol. $\pm$ 5 %		C - tol. $\pm$ 10 %	
Pitch = 22.5 $\pm$ 0.4 mm							
0.3	8.5 x 18.0 x 26.0		42304	45304	44304	43304	
0.5	12.0 x 21.0 x 26.0		42504	45504	44504	43504	
Pitch = 27.5 $\pm$ 0.4 mm							
0.8	13.0 x 23.0 x 31.0		42804	45804	44804	43804	
1.0	15.0 x 25.0 x 31.0		42105	45105	44105	43105	
1.5	18.0 x 28.0 x 31.0		42155	45155	44155	43155	
2.0	21.0 x 31.0 x 31.0		42205	45205	44205	43205	
2.5			42255	45255	44255	43255	

**SPECIFIC REFERENCE DATA FOR THE 400 V<sub>ac</sub> VERSION**

Tangent of loss angle	at 60 Hz	at 1 kHz
0.3 $\mu F$ C 2.5 $\mu F$	$10 \times 10^{-4}$	$10 \times 10^{-4}$
Insulation Resistance		
R between leads, for C 1 $\mu F$		30 000 M $\Omega$
RC between leads, for C > 1 $\mu F$		10 000 s
R between lead and case		2 000 M $\Omega$

**Metallized Polypropylene film capacitor  
for Electrical Apparatus**
**PCMP 371  
( Motor Run Capacitors )**
 $V_{Rac} = 450V\sim$ 

Cap. ( $\mu F$ )	b x h x l (mm)	Mass (g)	CATALOGUE NUMBER				
			PCMP 371 .....				
			loose in box				
			lt = 5.0 $\pm$ 1.0 mm		lt = 25.0 $\pm$ 2.0 mm		
C - tol. $\pm$ 5 %		C - tol. $\pm$ 10 %		C - tol. $\pm$ 5 %		C - tol. $\pm$ 10 %	
Pitch = 22.5 $\pm$ 0.4 mm							
0.2	8.5 x 18.0 x 26.0		B2204	B5204	B4204	B3204	
0.4	12.0 x 21.0 x 26.0		B2404	B5404	B4404	B3404	
Pitch = 27.5 $\pm$ 0.4 mm							
0.5	11.0 x 21.0 x 31.0		B2504	B5504	B4504	B3504	
0.6	13.0 x 23.0 x 31.0		B2604	B5604	B4604	B3604	
0.8	15.0 x 25.0 x 31.0		B2804	B5804	B4804	B3804	
1.0			B2105	B5105	B4105	B3105	
1.2	18.0 x 28.0 x 31.0		B2125	B5125	B4125	B3125	
1.5	21.0 x 31.0 x 31.0		B2155	B5155	B4155	B3155	
2.0			B2205	B5205	B4205	B3205	

**SPECIFIC REFERENCE DATA FOR THE 450 V<sub>ac</sub> VERSION**

Tangent of loss angle	at 60 Hz	at 1 kHz
0.2 $\mu F$ C 2.0 $\mu F$	$10 \times 10^{-4}$	$10 \times 10^{-4}$
Insulation Resistance		
R between leads, for C 1 $\mu F$		30 000 M $\Omega$
RC between leads, for C > 1 $\mu F$		10 000 s
R between lead and case		2 000 M $\Omega$

**Metallized Polypropylene film capacitor  
for Electrical Apparatus**
**PCMP 371  
( Motor Run Capacitors )**
 $V_{Rac} = 600V\sim$ 

Cap. ( $\mu F$ )	b x h x l (mm)	Mass (g)	CATALOGUE NUMBER			
			PCMP 371 .....			
			loose in box			
			lt = 5.0 $\pm$ 1.0 mm		lt = 25.0 $\pm$ 2.0 mm	
			C - tol. $\pm$ 5 %	C - tol. $\pm$ 10 %	C - tol. $\pm$ 5 %	C - tol. $\pm$ 10 %
Pitch = 22.5 $\pm$ 0.4 mm						
0.1	7.0 x 16.5 x 26.0		62104	65104	64104	63104
0.2	12.0 x 21.0 x 26.0		62204	65204	64204	63204
Pitch = 27.5 $\pm$ 0.4 mm						
0.3	15.0 x 25.0 x 31.0		62304	65304	64304	63304
0.5	18.0 x 28.0 x 31.0		62504	65504	64504	63504
0.8	21.0 x 31.0 x 31.0		62804	65804	64804	63804
1.0			62105	65105	64105	63105

**SPECIFIC REFERENCE DATA FOR THE 600  $V_{ac}$  VERSION**

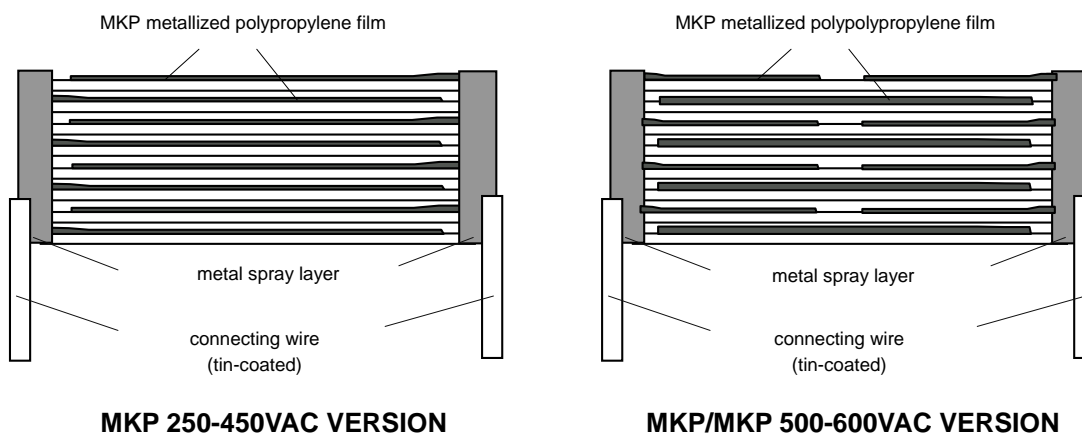
Tangent of loss angle	at 60 Hz	at 1 kHz
0.1 $\mu F$ C 1.0 $\mu F$	$10 \times 10^{-4}$	$10 \times 10^{-4}$
Insulation Resistance		
R between leads, for C 1 $\mu F$		30 000 M $\Omega$
R between lead and case		2 000 M $\Omega$



# Metallized Polypropylene film capacitor for Electrical Apparatus

**PCMP 371  
( Motor Run Capacitors )**

## CONSTRUCTION

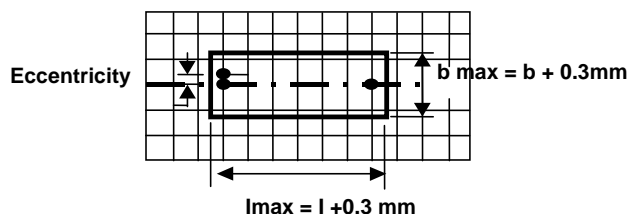


### Description ;

- . Low - inductive wound cell of Metallized polypropylene ( PP ) film, potted with epoxy resin in a flame retardant plastic case.
- . Radial leads (terminals), tin-coated.

## SPACE REQUIREMENTS ON PRINTED-CIRCUIT BOARD

The maximum length and width of film capacitors are shown in the following drawing ;



- Eccentricity as in drawing.  
The maximum eccentricity is smaller than or equal to the lead diameter of the product concerned.
- Product height with seating plane as given by IEC 60717 as reference :  $h_{max} = h + 0.3mm$

## RATINGS AND CHARACTERISTICS

Unless otherwise specified all electrical values apply at an ambient temperature of  $23 \pm 1$  °C, an atmospheric pressure of 86 to 106 kPa and a relative humidity of  $50 \pm 2$  %.

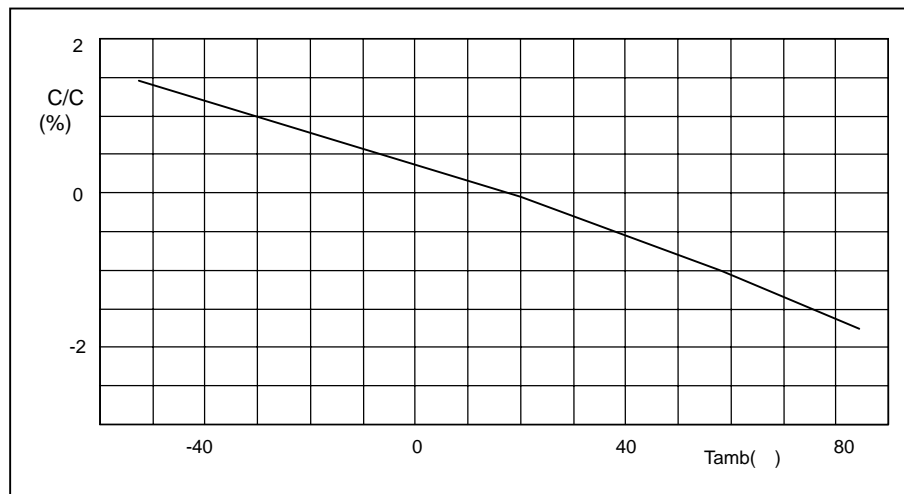
For reference testing a conditioning period shall be applied of  $96 \pm 4$  hours by heating the products in a circulating air oven at the rated temperature and a relative humidity not exceeding 20%.

## Metallized Polypropylene film capacitor for Electrical Apparatus

PCMP 371  
( Motor Run Capacitors )

### CAPACITANCE

. All capacitance values are specified at 60 Hz.



[ Capacitance change as a function of temperature = Typical curves ]

### TEMPERATURE

. Storage temperature :  $T_{stg} = -25$  to  $+40$  °C with RH maximum 80 % without condensation.

### VOLTAGE

. Test voltage between leads.

-  $W.V. \times 1.5$  Vac, during 10 sec. or  $W.V. \times 1.5 \times \sqrt{2}$  x 1.2 Vdc during 1 sec.

. Test voltage between interconnected leads and case (foil method)

-  $W.V. \times 2 + 1000$  (min 2000)Vac during 10sec. or

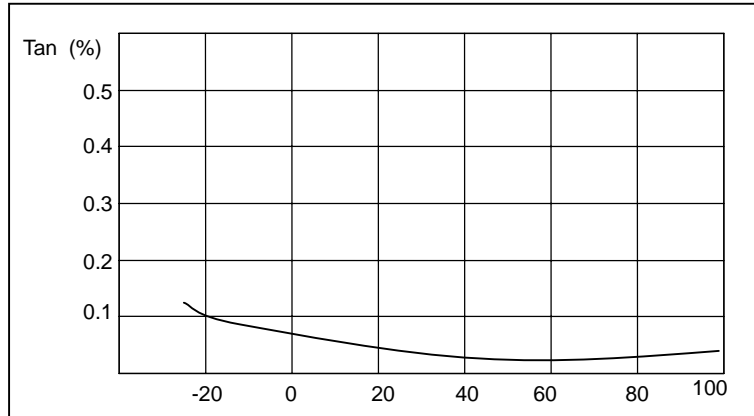
[  $W.V. \times 2 + 1000$  (min 2000)Vac ]  $\sqrt{2}$  x 1.2 Vdc during 1 sec.

**Metallized Polypropylene film capacitor  
for Electrical Apparatus**

**PCMP 371  
( Motor Run Capacitors )**

**TANGENT OF THE LOSS ANGLE**

. All tangent of loss angles a specified at 60Hz.

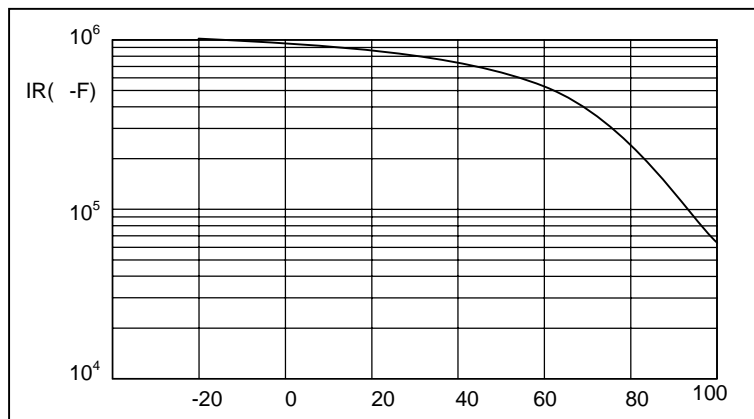


**INSULATION RESISTANCE**

. The insulation resistance is measured after a voltage has been applied for 1 min. ± 5 sec.

. Test voltage

- Between leads :  $100 \pm 15V$  for the 250 to 450Vac and  $500 \pm 50V$  for the 500 to 600 Vac version.
- Between leads to case :  $500 \pm 50V$ .



**MAXIMUM PERMISSIBLE OVER VOLTAGE**

. Maximum permissible over voltage is less than 110% of the Rated Voltage.

**MAXIMUM PERMISSIBLE OVER CURRENT**

. Maximum permissible over current is less than 130% of the Rated Current.

**MAXIMUM PERMISSIBLE VA**

. Maximum permissible VA is less than 135% of the Rated VA.

---

**Metallized Polypropylene film capacitor  
for Electrical Apparatus**

**PCMP 371  
( Motor Run Capacitors )**

---

**PRODUCT MARKING**

Capacitors are marked with the following information :

- . Rated capacitance code in accordance with IEC 60062
- . Tolerance on rated capacitance : J :  $\pm 5\%$
- . Rated (AC) Voltage ( e.g. 250 Vac )
- . Code for dielectric material (MKP)
- . Manufacturer's type designation (371)
- . Manufacturer's name (PILKOR)
- . Year and week of manufacture (e.g. 0901)

**Example of marking**

1u J 250Vac 371 MKP
------------------------

Marking on the top

PILKOR WK...
-----------------

Marking on the side

or

1u J 250Vac PILKOR 371 MKP WK...
-------------------------------------

Marking on the top